



ATUL VIDYALAYA
Comprehensive Lesson plan

Subject: English

Std: III

Topic : Prepositions

Total No. of periods required to complete the topic : 06




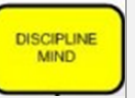















Scope of topic : Grammar-To develop grammar skills(Preposition) and express ideas through Composition










GLOBAL GOALS









- To speak, to convey meaning and communicate with others.
- To enjoy speaking in English.
-

LEARNING GOALS

- To develop grammar skills.
- To write, communicate grammatically correct sentences.
- To connect reading to self, to text and to world.

PERIOD	CONTENT	SPECIFIC GOALS	OUTCOME	LEARNING ENGAGEMENTS	TOOLS STRATEGIES RESOURCES	LEARNING PERSPECTIVE					
						MI	HATS	BLOOMS	MINDS	CONNECTION	
1	Grammar: Preposition In, on , under, behind, above, before, after, during, near, with up, down, from, for, to	To Introduce preposition To Understand the usage of the preposition of place, time and direction	<ul style="list-style-type: none"> The students will understand and define a preposition The students will demonstrate a change in time/place/direction to align with the change in the preposition 	<ul style="list-style-type: none"> The students will be watching a PPT (Slide 1-5) and pictures – Teacher will be asking – what does the highlighted words show? Students will respond: time direction or place Illustrating using prepositions learnt through the Ppt Game: Writing sentences on a chart Writing 5 sentences and underlining the preposition 	<ul style="list-style-type: none"> Ppt- LA1 Collaborative Learning Group Work Individual work 					Text-Text	
											Text-Text
											
2	Grammar: Preposition	Apply the learnt prepositions appropriately	<ul style="list-style-type: none"> The students will construct 8 sentences using the preposition The students will record the prepositions 	<ul style="list-style-type: none"> Watching Video and construct sentences Making a collage with the pictures from the newspaper and display showing preposition and record in the notebook Constructing sentences orally Writing a paragraph and underlining the preposition 	<ul style="list-style-type: none"> Observation-LA2 Group work Collaborative Learning Robin Round Individual work 				Text – Self		
										Text-World	
											Text-Self

3	Grammar: Preposition	Analyze the preposition in the sentences	<ul style="list-style-type: none"> The students will classify the prepositions based on location, time and direction in the given sentences 	<ul style="list-style-type: none"> Classifying the preposition in the story given Making a questionnaire for the prepositions learnt 	<ul style="list-style-type: none"> Collaborative Learning-LA 3 Think, Pair, Share 					Text – Text Text-Text
4	Grammar: Preposition	Analyze the preposition in the sentences	<ul style="list-style-type: none"> The students will find the prepositions and classify them according to place, time and direction from the worksheet given The students will find the prepositions from the picture composition given and write the number and also fill in the blanks in the worksheet given 	<ul style="list-style-type: none"> Finding and classifying the prepositions from the word search worksheet Writing the number by observing the pictures in the worksheet and filling the blanks with the prepositions 	<ul style="list-style-type: none"> Individual work LA- 4 Individual work LA-5 	 	 	 		Text – Text

5	Recap of the preposition of place, time and direction	Check and evaluate correct usage of prepositions	<ul style="list-style-type: none"> The students will create a picture using prepositions 	<ul style="list-style-type: none"> Students will be sketching a scenery with the prepositions learnt 	<ul style="list-style-type: none"> Individual work 	 	 	Evaluating	DISCIPLINE MIND	Text-Text
6	Composition	Compose a descriptive composition	The students will write a descriptive composition using the prepositions learnt.	<ul style="list-style-type: none"> Students will be writing a descriptive composition on 'A Visit to the Zoo.' H.W Write a composition on your favourite animal. 	<ul style="list-style-type: none"> Individual work 	 	 	Evaluating	DISCIPLINE MIND	Text-Text

BIBLIOGRAPHY:

I. CORE BOOK AUTHOR :

PUBLICATIONS :

II. REFERENCE BOOK/S AUTHOR :
PUBLICATIONS :

III. WEBSITES : WWW.GOOGLE.COM