



ATUL VIDYALAYA
Comprehensive Lesson plan

Subject: Art & Crafts

Std.: Nursery

Topic: Vehicles

Total No. of periods required to complete the topic: 06





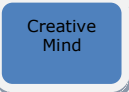



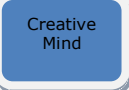



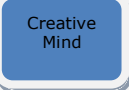
Scope of topic:




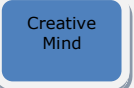



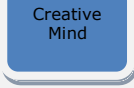



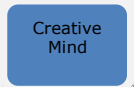
GLOBAL GOALS:

- To empower our learners to be global citizens

LEARNING GOALS:

- To Express ideas through arts
- To enjoy art activities
- To create art using imagination
- To share imaginary ideas

PERIOD	CONTENT	SPECIFIC GOALS	OUTCOME	LEARNING ENGAGEMENTS	TOOLS STRATEGIES RESOURCES	LEARNING PERSPECTIVE			
						DOMAINS	HATS	MI	MINDS
1	Block Printing	<ul style="list-style-type: none"> Enjoys colours Makes his/her creations 	<ul style="list-style-type: none"> Prints two /three - vehicle blocks on paper sheet 	Printing with blocks of vehicles using water colour	Teacher will arrange <ul style="list-style-type: none"> Powder paints Blank papers Blocks of vehicles LA- 1	 	 Creativity	 Body Smart <i>(Bodily-Kinesthetic)</i>	
2	Painting	<ul style="list-style-type: none"> Enjoys paints and painting 	Colours the cut out of a car	Painting a car cut out with flat or thick brush.	<ul style="list-style-type: none"> Teacher will arrange materials and give cut outs of car Powder paints, Blank papers Flat/thick brush LA- 2		 Feelings	 Body Smart <i>(Bodily-Kinesthetic)</i>	
3	Crumple & paste	<ul style="list-style-type: none"> Builds motor skills through Crumpling and Pasting 	<ul style="list-style-type: none"> Crumples paper pieces and pastes on paper 	Pastes the crumpled crepe paper balls with glue on wheels' of Bicycle	Teacher Will arrange and give <ul style="list-style-type: none"> Crepe papers Worksheet of Bicycle Glue LA- 3		 Feelings	 Body Smart <i>(Bodily-Kinesthetic)</i>	

4	Colouring	<ul style="list-style-type: none"> Have fun doing colour 	<ul style="list-style-type: none"> Colours the Aeroplane 	<ul style="list-style-type: none"> Colouring of Aeroplane (worksheet) 	<ul style="list-style-type: none"> Teacher will arrange and give Worksheet Crayons <p>LA- 4</p>				
5	Construction	<ul style="list-style-type: none"> Plays and finds patterns 	<ul style="list-style-type: none"> Arranges geometrical shapes 	<ul style="list-style-type: none"> Enjoying construction with Wooden Geometrical Shapes, Ice-cream sticks and bottle caps 	<ul style="list-style-type: none"> Teacher will give , Geometrical shapes Ice-cream sticks Bottle caps. <p>LA- 5</p>				
6	Printing	<ul style="list-style-type: none"> Builds imaginative creation 	<ul style="list-style-type: none"> Enjoys thumb printing 	<ul style="list-style-type: none"> Thumb printing with water colour on the worksheet of Boat 	<ul style="list-style-type: none"> Teacher will arrange Water colours Worksheet <p>LA- 6</p>				

• **LA – LEARNING AID**

BIBLIOGRAPHY:

I. CORE BOOK AUTHOR :

PUBLICATIONS :

II. REFERENCE BOOK/S AUTHOR: ARVIND GUPTA'S THUMB ART
PUBLICATIONS :

III. WEBSITES : www.education.com
www.preschoolexpress.com